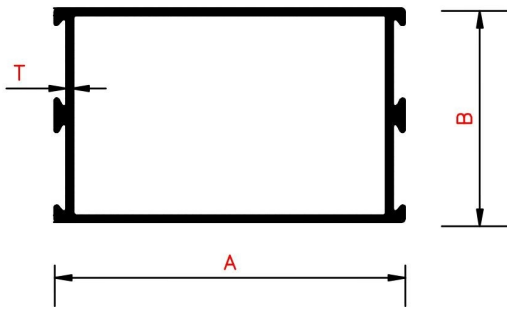
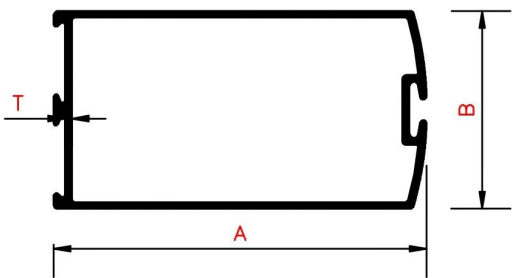


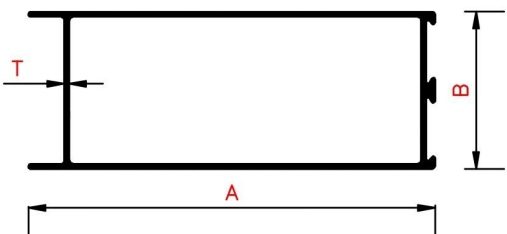
DOORS



SEC	A	B	T	Wt/m	Wt/15'
11061	47.50	44.45	1.26	0.61	2.80
11062	47.50	44.45	1.40	0.70	3.28
11063	47.50	44.45	1.60	0.79	3.64
11065	47.50	44.45	1.80	0.89	4.09
11066	47.50	44.45	2.00	0.99	4.55
11068	47.50	44.45	3.00	1.53	7.00
11072	83.50	44.45	1.40	1.04	4.80
11073	83.50	44.45	1.61	1.19	5.46
11076	83.50	44.45	2.00	1.40	6.40
11077	85.00	44.45	2.55	1.86	8.53
11078	85.00	44.45	3.00	2.18	9.97
19076	150.00	44.45	2.00	2.18	9.98
19078	150.00	44.45	3.00	3.23	14.79



SEC	A	B	T	Wt/m	Wt/15'
11101	47.50	44.45	1.20	0.60	2.80
11102	47.50	44.45	1.40	0.70	3.28
11103	47.50	44.45	1.60	0.79	3.64
11105	47.50	44.45	1.80	0.89	4.09
11106	47.50	44.45	2.00	0.99	4.55
11108	47.50	44.45	3.00	1.51	6.91
11112	83.50	44.45	1.40	1.10	5.00
11113	83.50	44.45	1.60	1.16	5.29
11116	83.50	44.45	2.00	1.43	6.55
11117	85.00	44.45	2.55	1.83	8.39
11118	85.00	44.45	3.00	2.15	9.83



SEC	A	B	T	Wt/m	Wt/15'
11081	47.50	44.45	1.20	0.61	2.80
11082	47.50	44.45	1.40	0.70	3.28
11083	47.50	44.45	1.60	0.79	3.64
11085	47.50	44.45	1.80	0.89	4.09
11086	47.50	44.45	2.00	0.99	4.55
11088	47.50	44.45	3.00	1.49	6.82
11182	83.50	44.45	1.40	1.11	4.80
11183	83.50	44.45	1.60	1.18	5.40
11186	83.50	44.45	2.00	1.38	6.33
11188	83.50	44.45	3.00	2.07	9.49
11192	101.00	44.45	1.40	1.10	5.03
11193	101.00	44.45	1.60	1.26	5.75
11092	114.50	44.45	1.30	1.20	5.49
11093	114.50	44.45	1.60	1.38	6.30
11096	114.50	44.45	2.00	1.77	8.09
11097	114.50	44.45	2.55	2.24	10.25
11098	114.50	44.45	3.00	2.62	12.02
19096	150.00	44.45	2.00	2.15	9.95
19098	150.00	44.45	3.00	3.20	14.65